

**Jefferson County, Alabama**  
**General Government Revenues by Source**  
**Last Ten Fiscal Years**  
(In Thousands)

<b>Fiscal Year</b>	<b>Taxes</b>	<b>Licenses and Permits</b>	<b>Intergovernmental</b>	<b>Charges For Services</b>	<b>Miscellaneous (1)</b>	<b>Net Bond Proceeds</b>	<b>Total</b>
1992	\$ 86,590	\$ 37,509	\$ 22,855	\$ 14,693	\$ 12,843	\$ 9,487	\$ 183,977
1993	\$ 91,975	\$ 40,218	\$ 24,661	\$ 12,251	\$ 9,164		\$ 178,269
1994	\$ 95,679	\$ 42,248	\$ 26,929	\$ 15,384	\$ 10,526	\$ 64,940	\$ 255,706
1995	\$ 109,555	\$ 45,131	\$ 29,492	\$ 15,852	\$ 16,850		\$ 216,880
1996	\$ 108,131	\$ 47,380	\$ 27,590	\$ 16,886	\$ 19,998		\$ 219,985
1997	\$ 113,609	\$ 49,138	\$ 26,692	\$ 16,965	\$ 18,474		\$ 224,878
1998	\$ 121,746	\$ 52,657	\$ 35,933	\$ 19,722	\$ 20,360	\$ 50,000	\$ 300,418
1999	\$ 127,688	\$ 53,683	\$ 30,975	\$ 19,269	\$ 14,480		\$ 246,095
2000	\$ 136,188	\$ 58,606	\$ 37,352	\$ 19,605	\$ 21,664	\$ 107,125	\$ 380,540
2001	\$ 142,260	\$ 59,846	\$ 48,973	\$ 20,460	\$ 30,917	\$ 202,267	\$ 504,723

Includes revenues of the General, Special Revenue, Debt Service, and Capital Projects Funds.

(1) Composed of indirect cost recovery, investment income, proceeds from sales of fixed assets, and miscellaneous income.

**Jefferson County, Alabama**  
**General Government Expenditures by Function (1)**  
**Last Ten Fiscal Years**  
(In Thousands)

<b>Fiscal Year</b>	<b>General Government</b>	<b>Public Safety</b>	<b>Highways and Streets</b>	<b>Health and Welfare</b>	<b>Culture and Recreation</b>
1992	\$ 72,949	\$ 31,331	\$ 28,280		\$
1993	\$ 67,844	\$ 34,061	\$ 32,050	\$ 3,388	\$ 11,981
1994	\$ 50,115	\$ 34,988	\$ 29,654	\$ 5,305	\$ 13,970
1995	\$ 53,035	\$ 35,815	\$ 26,856	\$ 9,304	\$ 16,106
1996	\$ 63,897	\$ 39,429	\$ 32,521	\$ 4,880	\$ 13,503
1997	\$ 48,547	\$ 41,101	\$ 37,192	\$ 3,944	\$ 13,144
1998	\$ 53,027	\$ 49,115	\$ 35,516	\$ 6,916	\$ 13,260
1999	\$ 55,136	\$ 46,929	\$ 31,974	\$ 4,283	\$ 12,819
2000	\$ 63,880	\$ 47,976	\$ 36,731	\$ 3,334	\$ 12,677
2001	\$ 75,667	\$ 51,313	\$ 36,718	\$ 9,604	\$ 13,758

(1) Includes expenditures of the General, Special Revenue, Debt Service and Capital Projects Funds.

<u>Education</u>	<u>Capital Outlay</u>	<u>Debt Service</u>	<u>Indirect Cost</u>	<u>Total</u>
\$ 2,051	\$ 9,636	\$ 11,133	\$	\$ 155,380
\$ 277	\$ 4,592	\$ 12,546	\$ 137	\$ 166,876
\$ 363	\$ 3,979	\$ 12,438	\$ 128	\$ 150,940
\$ 199	\$ 6,459	\$ 15,277	\$	\$ 163,051
\$ 163	\$ 5,336	\$ 17,560	\$ 351	\$ 177,640
\$ 168	\$ 31,346	\$ 17,506	\$ 12,740	\$ 205,688
\$ 170	\$ 21,919	\$ 21,706	\$ 11,508	\$ 213,137
\$ 185	\$ 22,243	\$ 24,575	\$ 14,812	\$ 212,956
\$ 185	\$ 37,830	\$ 82,230	\$ 18,964	\$ 303,807
\$ 197	\$ 37,873	\$ 128,545	\$ 19,094	\$ 372,769

**Jefferson County, Alabama**  
**Property Tax Levies and Collections**  
**Last Ten Fiscal Years**

<b>Tax Year Beginning October 1</b>	<b>Total Taxes Levied</b>	<b>Current Tax Collections</b>	<b>Percent of Current Taxes Collected</b>	<b>Delinquent Tax Collections</b>
1992	\$ 197,944,712	\$ 187,868,741	94.91%	\$ 4,787,431
1993	\$ 207,371,022	\$ 193,634,807	93.38%	\$ 5,821,681
1994	\$ 213,803,830	\$ 207,038,287	96.84%	\$ 4,447,531
1995	\$ 245,901,867	\$ 235,457,220	95.75%	\$ 4,254,077
1996	\$ 247,358,892	\$ 239,414,593	96.79%	\$ 4,853,300
1997	\$ 254,823,293	\$ 249,806,279	98.03%	\$ 4,130,970
1998	\$ 265,673,868	\$ 262,277,245	98.72%	\$ 4,253,108
1999	\$ 284,182,209	\$ 283,265,317	99.68%	\$ 1,390,376
2000	\$ 333,238,350	\$ 330,192,023	99.09%	\$ 2,280,785
2001	\$ 340,759,254	\$ 336,421,870	98.73%	\$ 1,686,156

Source: Jefferson County Tax Assessor and Jefferson County Tax Collector

<b>Total Tax Collections</b>	<b>Ratio of Total Tax Collections to Total Taxes Levied</b>	<b>Outstanding Delinquent Taxes</b>	<b>Ratio of Delinquent Taxes to Total Taxes Levied</b>
\$ 192,656,172	97.33%	\$ 2,002,804	1.01%
\$ 199,456,488	96.18%	\$ 2,303,202	1.11%
\$ 211,485,818	98.92%	\$ 1,867,499	0.87%
\$ 239,711,297	97.48%	\$ 1,578,755	0.64%
\$ 244,267,893	98.75%	\$ 1,147,635	0.46%
\$ 253,937,249	99.65%	\$ 761,341	0.30%
\$ 266,530,353	100.32%	\$ 687,408	0.26%
\$ 284,655,693	100.17%	\$ 892,304	0.31%
\$ 332,472,808	99.77%	\$ 633,356	0.19%
\$ 338,108,026	99.22%	\$ 897,388	0.26%

**Jefferson County, Alabama**  
**Assessed and Estimated Actual Value of Taxable Property**  
**Last Ten Fiscal Years**

Assessment Date October 1	Real Property*		Personal Property*	
	Assessed Value	Estimated Actual Value	Assessed Value	Estimated Actual Value
1992	\$ 2,983,719,231	\$ 17,884,113,297	\$ 687,231,176	\$ 3,476,155,880
1993	\$ 3,026,734,531	\$ 18,196,720,821	\$ 608,035,370	\$ 3,040,176,850
1994	\$ 3,496,624,420	\$ 20,553,159,088	\$ 623,080,254	\$ 3,115,401,270
1995	\$ 3,508,608,069	\$ 20,694,608,522	\$ 638,847,151	\$ 3,194,235,755
1996	\$ 3,569,535,589	\$ 21,147,002,093	\$ 690,979,113	\$ 3,454,895,565
1997	\$ 3,646,343,831	\$ 21,718,757,694	\$ 785,184,132	\$ 3,925,920,770
1998	\$ 3,764,036,047	\$ 22,434,017,344	\$ 883,387,978	\$ 4,416,939,890
1999	\$ 4,062,038,925	\$ 23,291,507,597	\$ 1,092,375,051	\$ 5,461,875,255
2000	\$ 4,132,989,142	\$ 23,766,470,052	\$ 859,648,212	\$ 4,298,241,060
2001	\$ 4,167,485,910	\$ 31,309,817,539	\$ 891,135,934	\$ 4,482,575,120

\* Source: Jefferson County Tax Assessor

\*\* Source: Jefferson County Revenue Director

Property is assessed on the following basis:

- Class I - Public Utility-----30%
- Class II - Commercial-----20%
- Class III - Residential-----10%
- Class IV - Automobile-----15%

<b>Automobile**</b>		<b>Total Assessed Value</b>	<b>Total Estimated True Value</b>	<b>Ratio of Total Assessed Value to Total Actual Value</b>
<b>Assessed Value</b>	<b>Estimated Actual Value</b>			
\$ 281,342,500	\$ 1,875,616,667	\$ 3,952,292,907	\$ 23,235,885,844	17.01%
\$ 287,135,820	\$ 1,914,238,800	\$ 3,921,905,721	\$ 23,151,136,471	16.94%
\$ 329,556,560	\$ 2,197,043,733	\$ 4,449,261,234	\$ 25,865,604,091	17.20%
\$ 379,586,980	\$ 2,530,579,867	\$ 4,527,042,200	\$ 26,419,424,144	17.14%
\$ 409,392,840	\$ 2,729,285,600	\$ 4,669,907,542	\$ 27,331,183,258	17.09%
\$ 450,545,420	\$ 3,003,636,133	\$ 4,882,073,383	\$ 28,648,314,597	17.04%
\$ 530,077,135	\$ 3,533,847,567	\$ 5,177,501,160	\$ 30,384,804,801	17.04%
\$ 570,975,326	\$ 3,806,502,173	\$ 5,725,389,302	\$ 32,559,885,025	17.58%
\$ 697,002,840	\$ 4,646,685,600	\$ 5,689,640,194	\$ 32,711,396,712	17.39%
\$ 811,100,700	\$ 5,407,338,000	\$ 5,869,722,544	\$ 41,199,730,659	14.25%

**Jefferson County, Alabama**  
**Property Tax Rates-Direct and Overlapping Governments**  
**(Composition of tax rate per hundred dollars of assessed value)**

State of Alabama		
General Fund (no limit as to time)	\$	0.25
Soldier Fund (no limit as to time)		0.10
School Fund (no limit as to time)		0.30
Total State of Alabama		<u>0.65</u>
Jefferson County		
County Tax:		
General Fund (no limit as to time)		0.56
Road Fund ( no limit as to time)		0.29
Road Fund (shared with City)		0.21
Bridge and Public Building Fund (no limit as to time)		0.22
Sewer Fund (no limit as to time)		0.07
Total		1.35
County Schools:		
General School Fund		0.54
General School Fund		0.21
General School Fund		0.07
Total (shared with City schools based on average daily attendance)		<u>0.82</u>
Total Jefferson County		<u>2.17</u>
City of Birmingham		
Municipal Tax:		
General Municipal purposes (no limit as to time)		0.90
Debt Service (no limit as to time)		0.92
Public School Use (voted to September 30, 2021)		0.42
Debt Service of School Bonds (voted to September 30, 2021)		0.28
Public School Operation (voted to September 30, 2021)		0.28
Library (no limit as to time)		0.05
Total		2.85
Special School Taxes:		
Public School Uses (School District Levy) (voted to September 30, 2021)		0.57
Public School Uses (School District Levy) (voted to September 30, 2021)		0.71
Total		<u>1.28</u>
Total City of Birmingham		<u>4.13</u>
Total Tax		<u>\$ 6.95</u>

Source: Jefferson County Tax Assessor

Tax Due Date: October 1  
Delinquent Date: January 1  
Delinquent Penalties: \$5.00 plus interest at 1% per month  
Discounts Allowed: None  
Tax Sale Date: Usually May or June



**Jefferson County, Alabama**  
**Property Tax Rates - Direct And Overlapping Governments**  
**(Per \$100 OF ASSESSED VALUE)**  
**Last Ten Fiscal Years**

Fiscal Year	Jefferson County			City of Birmingham				City Total	State of Alabama	Total Tax
	County Government	County Schools	County Total	General Fund	Debt Service Funds	Board of Education Fund	Library			
1992	\$ 1.35	\$ 0.82	\$ 2.17	\$ 0.90	\$ 1.20	\$ 1.98	\$ 0.05	\$ 4.13	\$ 0.65	\$ 6.95
1993	\$ 1.35	\$ 0.82	\$ 2.17	\$ 0.90	\$ 1.20	\$ 1.98	\$ 0.05	\$ 4.13	\$ 0.65	\$ 6.95
1994	\$ 1.35	\$ 0.82	\$ 2.17	\$ 0.90	\$ 1.20	\$ 1.98	\$ 0.05	\$ 4.13	\$ 0.65	\$ 6.95
1995	\$ 1.35	\$ 0.82	\$ 2.17	\$ 0.90	\$ 1.20	\$ 1.98	\$ 0.05	\$ 4.13	\$ 0.65	\$ 6.95
1996	\$ 1.35	\$ 0.82	\$ 2.17	\$ 0.90	\$ 1.20	\$ 1.98	\$ 0.05	\$ 4.13	\$ 0.65	\$ 6.95
1997	\$ 1.35	\$ 0.82	\$ 2.17	\$ 0.90	\$ 1.20	\$ 1.98	\$ 0.05	\$ 4.13	\$ 0.65	\$ 6.95
1998	\$ 1.35	\$ 0.82	\$ 2.17	\$ 0.90	\$ 1.20	\$ 1.98	\$ 0.05	\$ 4.13	\$ 0.65	\$ 6.95
1999	\$ 1.35	\$ 0.82	\$ 2.17	\$ 0.90	\$ 1.20	\$ 1.98	\$ 0.05	\$ 4.13	\$ 0.65	\$ 6.95
2000	\$ 1.35	\$ 0.82	\$ 2.17	\$ 0.90	\$ 1.20	\$ 1.98	\$ 0.05	\$ 4.13	\$ 0.65	\$ 6.95
2001	\$ 1.35	\$ 0.82	\$ 2.17	\$ 0.90	\$ 1.20	\$ 1.98	\$ 0.05	\$ 4.13	\$ 0.65	\$ 6.95

**Jefferson County, Alabama**

**Principal Taxpayers**

**September 30, 2001**

<b>Taxpayer</b>	<b>Type of Business</b>	<b>2001 Assessed Valuation</b>	<b>Percentage Of Total Assessed Valuation</b>
Alabama Power Company	Public Utility	\$ 398,452,764	9.65%
BellSouth Telecommunications	Public Utility	171,181,591	4.15%
USX Corporation	Steel Mfr. And Real Estate	109,464,570	2.65%
Colonial Realty Limited Partnership	Real Estate	61,744,060	1.50%
HealthSouth Corporation	Healthcare	48,119,803	1.17%
SouthTrust Corporation	Financial Institution	29,794,703	0.72%
Alabama Gas Corporation	Public Utility	26,872,696	0.65%
Hoover Mall Limited Partnership	Real Estate	23,803,000	0.58%
American Cast Iron Pipe Co.	Foundry	22,166,629	0.54%
American Telephone and Telegraph	Public Utility	21,825,882	0.53%
		<u>\$ 913,425,698</u>	<u>22.14%</u>

Source: Jefferson County Tax Assessor

**Jefferson County, Alabama**  
**Computation of Legal Debt Margin**  
(In Thousands)

Assessed value of real and personal property	\$	5,869,723
		5,869,723
Debt limit, 5% of assessed value (see note below)	\$	293,486
Outstanding general obligation bonds and warrants net of accreted interest	288,865	
Less amount available for repayment of general obligation warrants	153,033	135,832
Legal debt margin	\$	157,654

**Note:** Section 225 of the Constitution of the State of Alabama, as amended, limits debts of counties to 5% of the assessed value of taxable property.

**Jefferson County, Alabama**  
**Ratio of Net General Bonded Debt to Assessed Value**  
**and Net Bonded Debt per Capita**  
**Last Ten Fiscal Years**

<b>Fiscal Year Ended</b>	<b>Population</b>		<b>Assessed Value</b>	<b>Gross Bonded Debt (1)</b>
	<b>Census</b>	<b>Number</b>		
1992	1990	651,520	\$ 3,952,292,907	\$ 171,710,000
1993	1990	651,520	\$ 3,921,905,721	\$ 160,595,000
1994	1990	651,520	\$ 4,449,261,234	\$ 156,660,000
1995	1990	651,520	\$ 4,527,042,200	\$ 178,555,000
1996	1990	651,520	\$ 4,669,907,532	\$ 190,195,000
1997	1990	651,520	\$ 4,882,073,383	\$ 177,685,000
1998	1990	651,520	\$ 5,177,501,160	\$ 212,190,000
1999	1990	651,520	\$ 5,725,389,302	\$ 195,370,000
2000	2000	662,047	\$ 5,689,640,194	\$ 228,210,000
2001	2000	662,047	\$ 5,869,722,544	\$ 288,865,000

Sources: Jefferson County Tax Assessor and Jefferson County Commission Finance Department

(1) All general obligation bonds and warrants

<b>General Debt Service Funds</b>	<b>Net Bonded Debt</b>	<b>Ratio of Net Bonded Debt to Assessed Value</b>	<b>Net Bonded Debt per Capita</b>
\$ 11,477,000	\$ 160,233,000	4.05%	\$ 246
\$ 12,346,000	\$ 148,249,000	3.78%	\$ 228
\$ 14,840,000	\$ 141,820,000	3.19%	\$ 218
\$ 17,021,000	\$ 161,534,000	3.57%	\$ 248
\$ 19,483,000	\$ 170,712,000	3.14%	\$ 225
\$ 22,317,000	\$ 155,368,000	2.69%	\$ 202
\$ 24,273,000	\$ 187,917,000	3.63%	\$ 288
\$ 27,058,000	\$ 168,312,000	2.94%	\$ 258
\$ 87,230,000	\$ 140,980,000	2.48%	\$ 213
\$ 153,033,000	\$ 135,832,000	2.31%	\$ 205

**Jefferson County, Alabama**  
**Ratio of Annual Debt Service Expenditures for General Bonded**  
**Debt to Total General Governmental Expenditures**  
**Last Ten Fiscal Years**  
(In Thousands)

Fiscal Year	Total Debt Service (1)	Total General Expenditures (2)	Debt Service as a Percentage of Expenditures
1992	\$ 11,081	\$ 155,380	7.13%
1993	\$ 12,537	\$ 166,876	7.51%
1994	\$ 12,438	\$ 150,940	8.24%
1995	\$ 15,277	\$ 163,051	9.37%
1996	\$ 17,560	\$ 177,640	9.89%
1997	\$ 17,506	\$ 205,688	8.51%
1998	\$ 21,706	\$ 213,137	10.18%
1999	\$ 24,575	\$ 212,956	11.54%
2000	\$ 23,909	\$ 245,486	9.74%
2001	\$ 28,545	\$ 272,769	10.46%

Source: Jefferson County Commission, Finance Department

(1) Debt service includes regular principal and interest on general obligation debt made out of the Debt Fund.

(2) Total General expenditures represent total expenditures for all governmental types.

**Jefferson County, Alabama**  
**Computation of Direct and Overlapping Debt**

Direct:

Gross bonded debt and warrants	\$ 288,865,000
Less debt service funds available	<u>153,033,000</u>
Net direct debt	<u>135,832,000</u>

Overlapping:

City of Birmingham (as of June 30, 2001)	480,831,000
Jefferson County Board of Education (as of September 30, 2001)	<u>122,518,388</u>
Total overlapping debt	<u>603,349,388</u>

Total direct and overlapping debt	<u>\$ 739,181,388</u>
-----------------------------------	-----------------------

**Jefferson County, Alabama**  
**Schedule of General Obligation Warrants**  
**Debt Service Payments to Maturity**  
**For the Year Ended September 30, 2001**  
(In Thousands)

	<u>2002</u>	<u>2003</u>	<u>2004</u>	<u>2005</u>	<u>2006</u>
1992 General Obligation Warrants	4,950	5,215	5,200	5,180	1,975
1993 General Obligation Warrants	5,685	5,780	6,245	8,960	6,485
2001-A General Obligation Warrants	6,870	7,105	7,365	7,645	7,945
2001-B General Obligation Warrants					
	<u>\$ 17,505</u>	<u>\$ 18,100</u>	<u>\$ 18,810</u>	<u>\$ 21,785</u>	<u>\$ 16,405</u>



<u>2007</u>	<u>2008</u>	<u>2009</u>	<u>2010</u>	<u>Thereafter</u>	<b>Outstanding Principal Balance September 30, 2001</b>
5,625					28,145
10,185	5,815	6,145	3,420		58,720
8,270	8,615	8,990	9,385	9,810	82,000
				120,000	120,000
<u>\$ 24,080</u>	<u>\$ 14,430</u>	<u>\$ 15,135</u>	<u>\$ 12,805</u>	<u>\$ 129,810</u>	<u>\$ 288,865</u>

**Jefferson County, Alabama**  
**Revenue Bond Coverage - Sanitary Operations Fund**  
**Last Ten Fiscal Years**  
(In Thousands)

<b>Fiscal Year</b>	<b>Gross Revenues</b>	<b>Operating Expenses</b>	<b>Net Revenue Available for Debt Service</b>	<b>Principal</b>	<b>Interest</b>	<b>Total</b>	<b>Coverage</b>
1992	\$ 39,107	\$ 25,046	\$ 14,061	\$ 1,095	\$ 1,033	\$ 2,128	6.61
1993	\$ 46,218	\$ 26,745	\$ 19,473	\$ 2,465	\$ 12,062	\$ 14,527	1.34
1994	\$ 47,193	\$ 24,264	\$ 22,929	\$ 3,935	\$ 7,662	\$ 11,597	1.98
1995	\$ 50,554	\$ 22,811	\$ 27,743	\$ 4,000	\$ 9,420	\$ 13,420	2.07
1996	\$ 58,288	\$ 25,495	\$ 32,793	\$ 5,245	\$ 12,703	\$ 17,948	1.83
1997	\$ 70,338	\$ 27,405	\$ 42,933	\$ 4,915	\$ 25,575	\$ 30,490	1.41
1998	\$ 80,120	\$ 31,158	\$ 48,962	\$ 6,235	\$ 33,546	\$ 39,781	1.23
1999	\$ 103,777	\$ 31,482	\$ 72,295	\$ 6,820	\$ 62,504	\$ 69,324	1.04
2000	\$ 126,096	\$ 36,044	\$ 90,052	\$ 11,090	\$ 82,904	\$ 93,994	0.96
2001	\$ 132,218	\$ 40,574	\$ 91,644	\$ 15,635	\$ 90,391	\$ 106,026	0.86

**Jefferson County, Alabama**  
**Property Values**  
**Last Ten Fiscal Years**

<u>Year</u>	<u>Commercial</u>	<u>Residential</u>
1992	\$ 12,062,988,751	\$ 10,297,280,426
1993	\$ 11,791,892,023	\$ 10,445,005,648
1994	\$ 13,020,362,414	\$ 12,648,197,944
1995	\$ 13,001,349,826	\$ 12,887,494,451
1996	\$ 13,396,899,124	\$ 13,204,998,534
1997	\$ 14,113,052,231	\$ 13,531,626,233
1998	\$ 15,022,517,075	\$ 13,828,440,159
1999	\$ 18,306,061,846	\$ 17,480,609,528
2000	\$ 17,347,597,564	\$ 17,769,610,297
2001	\$ 17,651,736,107	\$ 18,140,656,552

Source: Jefferson County Tax Assessor

**Jefferson County, Alabama  
Demographic Statistics  
Last Ten Fiscal Years**

<b>Fiscal Year</b>	<b>Population</b>	<b>Per Capita Income</b>	<b>Retail Sales Volume (In thousands)</b>	<b>Median Age</b>	<b>Unemployment Rate</b>
1992	651,525	\$ 19,891	\$ 7,000,138	34.4	
1993	651,525	\$ 20,788	\$ 7,489,535	34.4	4.90%
1994	651,525	\$ 21,915	\$ 8,169,958	34.4	3.80%
1995	656,637	\$ 23,625	\$ 8,123,043	34.4	3.98%
1996	657,827	\$ 21,915	\$ 8,382,105	34.4	4.30%
1997	661,927	\$ 23,939	\$ 8,629,972	34.4	3.20%
1998	658,664	\$ 23,939	\$ 8,880,994	34.4	2.20%
1999	660,513	\$ 21,787	\$ 8,917,407	36.9	3.10%
2000	662,047	\$ 22,575	\$ 9,271,464	36.9	3.10%
2001	663,222	\$ 22,618	\$ 9,321,125	37.1	3.40%

Source: Alabama State Data Center  
\* Metropolitan Statistical Area

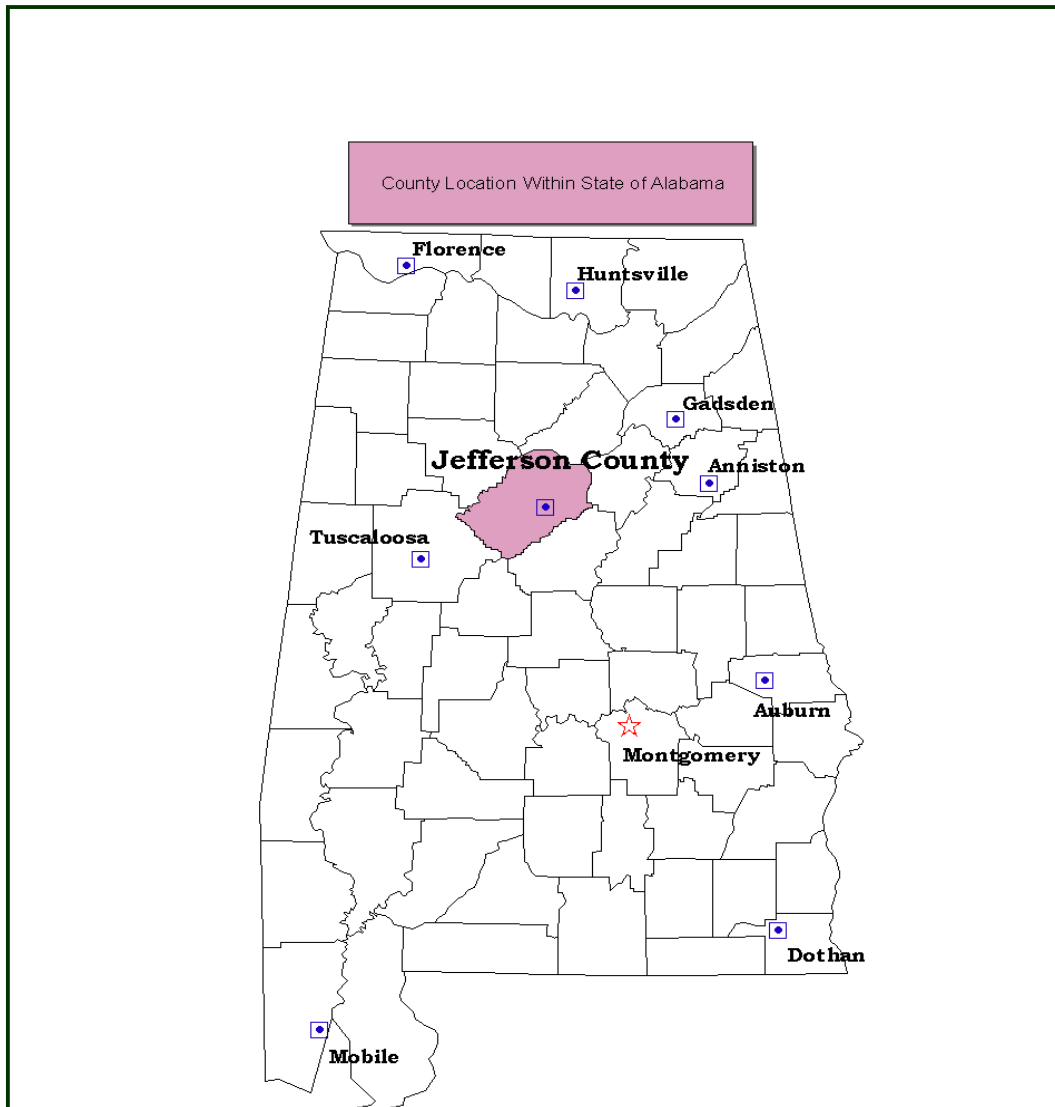
# Jefferson County, Alabama Economic and Demographic Information

## ECONOMIC AND DEMOGRAPHIC INFORMATION

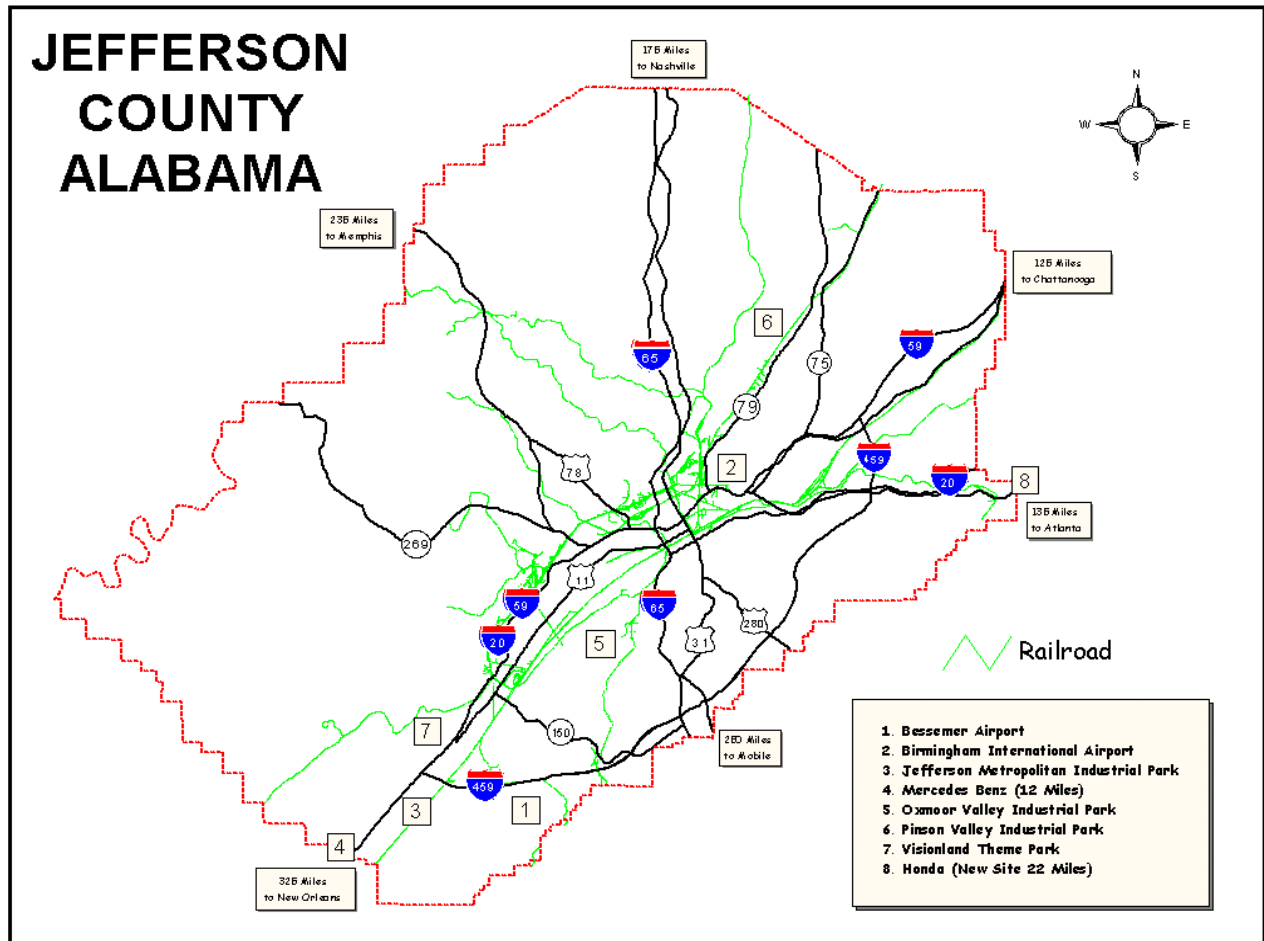
### Origination

Jefferson County was created by the Alabama Territorial Legislature in 1819 and is actually older than the State of Alabama. The land was ceded in 1814 from the Creek Indian Nation in compliance with the Treaty of Fort Jackson. The area was settled by soldiers who had fought in Alabama with Andrew Jackson in the Creek War of 1813-1814.

The county was named for Thomas Jefferson in honor of his many accomplishments as the author of the Declaration of Independence, the founder of the University of Virginia, and the third President of the United States.



## Jefferson County, Alabama Economic and Demographic Information



Jefferson County is Alabama's most populous county and the principal center of finance, trade, manufacturing, transportation, health care and education in the State. Birmingham, the State's largest city, and 34 other municipalities are located within the County's 1,124 square miles. With a population of 663,222, the County is the center of the four-county Birmingham Metropolitan Statistical Area (MSA), which covers 3,221 square miles and ranks as the 65<sup>th</sup> most populated area among the 316 MSAs in the United States.



### Population and Income

Jefferson County is Alabama's most populous County, with a population of 663,222, which represents approximately 15% of Alabama's total population. Other pertinent information is included on the next page.

**Jefferson County, Alabama  
Economic and Demographic Information**

<b>Population and Income Statistics, 2001*</b>			
	<b>Jefferson County</b>	<b>Percent of Alabama</b>	<b>Alabama</b>
<b>Population</b>	663,222	15%	4,481,539
<b>Households</b>	260,154	15%	1,728,240
<b>Average Household Income</b>	\$ 57,305	120%	\$ 47,952
<b>Per Capita Personal Income</b>	\$ 22,618	121%	\$ 18,737
<b>Median Age</b>	37.1	104%	35.8

<b>Percent Population Characteristics by Age Group, 2001*</b>						
<b>Birmingham MSA</b>				<b>Jefferson County</b>		
<b>Ages</b>	<b>Percent of Population</b>	<b>Percent Female</b>	<b>Percent Caucasian</b>	<b>Percent of Population</b>	<b>Percent Female</b>	<b>Percent Caucasian</b>
0-4	6.7%	3.3%	4.1%	6.6%	3.3%	3.2%
05-19	20.5%	10.1%	11.2%	20.2%	10.0%	8.9%
20-44	35.8%	14.1%	25.5%	27.5%	18.3%	21.4%
45-64	23.8%	16.9%	17.5%	31.6%	12.8%	15.5%
65+	13.2%	8.1%	9.8%	14.1%	8.7%	9.6%
<b>Totals</b>	<b>100.0%</b>	<b>52.5%</b>	<b>68.1%</b>	<b>100.0%</b>	<b>53.1%</b>	<b>58.6%</b>

(\* = CLARITAS 2000)

**Employment**



Nonagricultural wage and salary employment in the County grew by 61,000 jobs, or more than 14.5%, between 1991 and 2001. The changes were uneven. While the goods-producing jobs dropped from 1991 through 1995, they have been restored by 2001. The mixture has changed, with the growth in construction (37.1%) offset by losses in mining and durable goods production. The service-producing sector with overall 18.1% growth has been led by services (37.7%), finance, insurance and real estate (25.2%), trade (18.7%), government (1.5%), while transportation and public utilities decreased (-5.7%).

**Jefferson County, Alabama  
Economic and Demographic Information**



<b>Metropolitan Statistical Area</b>			
<b>Wage and Salary Non-Agriculture Employment</b>			
<b>(Jobs in Thousands)*</b>			
	<b>1991</b>	<b>1995</b>	<b>September 2001</b>
<b>Goods Producing</b>	<b>83.8</b>	<b>79.9</b>	<b>83.6</b>
Mining	5.6	3.0	2.6
Construction	22.4	23.2	30.7
Manufacturing	55.8	53.7	50.3
Non-Durable Goods	19.8	19.0	18.3
Durable Goods	36.0	34.7	32.0
<b>Service Producing</b>	<b>337.9</b>	<b>362.1</b>	<b>399.1</b>
Transportation and Public Utilities	31.8	30.1	30.0
Wholesale & Retail Trade	98.2	112.1	0.0
Finance, Insurance and Real Estate	30.6	34.4	0.0
Services	109.9	136.2	0.0
Government	67.4	68.9	0.0
<b>Total</b>	<b>421.7</b>	<b>442.0</b>	<b>482.7</b>

\* = Alabama Department of Industrial Relations





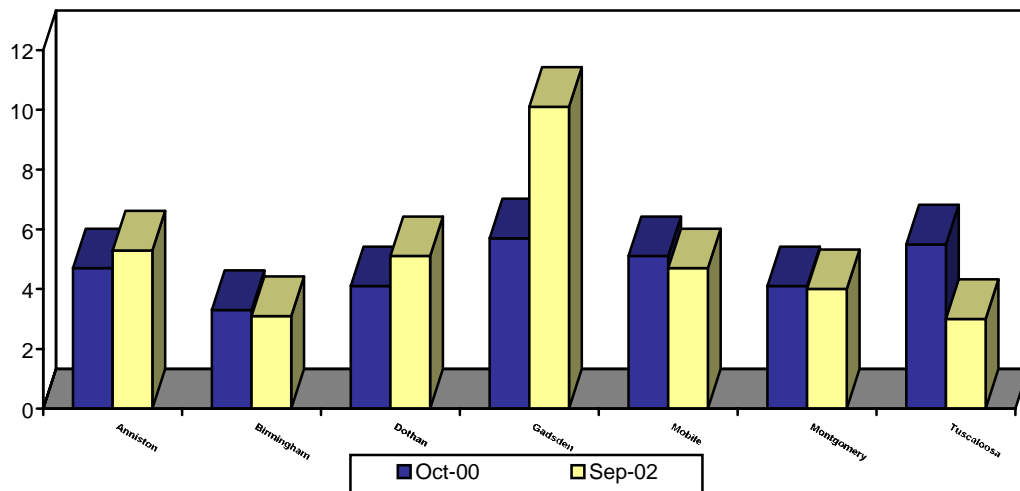
**Jefferson County, Alabama  
Economic and Demographic Information**

<b>Jefferson County Top Fifteen Employers</b>		
	<b>Employer</b>	<b>Employees</b>
1	University of Alabama at Birmingham	18,127
2	United States Government	9,690
3	BellSouth	8,420
4	State of Alabama	6,784
5	Bapitist Health System	6,000
6	Bruno's Inc. (Grocery Chain)	5,374
7	Jefferson county Board of Education	5,000
8	Birmingham Public Schols	4,555
9	City of Birmignham	4,500
10	Jefferson County Government	4,191

**Source = Birmingham Business Journal**

**Unemployment Percentages For Alabama Metropolitan Areas  
September 2001 and October 2000**

The following chart summarizes four key trends of economic vitality over the ten recent years. From 1989 to 1992 the trends were mixed, with annual reversals. Since 1992 the pattern has more consistently supported continued growth.



**Jefferson County, Alabama  
Economic and Demographic Information**

The following chart summarizes four key trends of economic vitality over ten recent years. From 1987 to 1992 the trends were mixed with annual reversals. From 1992 to 1998 the pattern more consistently supported continued growth. The 1999 year was more stagnant while 2000 showed major growth.

<b>ECONOMIC TRENDS</b>								
<b>1991 - 2000*</b>								
	<b>Airline Passengers</b>		<b>Non-Residential Investment</b>		<b>Retail Sales Volume</b>		<b>Industrial Power Kilowatt Hours</b>	
<b>Year</b>	<b>Amount</b>	<b>%</b>	<b>Amount</b>	<b>%</b>	<b>Amount</b>	<b>%</b>	<b>Amount</b>	<b>%</b>
<b>2000</b>	3,067,777	1%	\$ 630,273,000	17%	\$ 9,457,672,000	6%	4,009,088,575	--
<b>1999</b>	3,046,220	7%	\$ 538,829,000	-16%	\$ 8,917,407,000	--	3,995,861,605	-4%
<b>1998</b>	2,853,333	4%	\$ 639,879,000	33%	\$ 8,880,994,000	3%	4,158,805,935	3%
<b>1997</b>	2,747,225	--	\$ 481,992,000	-2%	\$ 8,629,927,060	3%	4,029,226,299	1%
<b>1996</b>	2,748,589	10%	\$ 490,977,000	7%	\$ 8,382,105,000	3%	3,979,445,060	2%
<b>1995</b>	2,508,175	12%	\$ 456,498,000	21%	\$ 8,123,043,000	--	3,899,781,413	4%
<b>1994</b>	2,237,620	9%	\$ 378,769,000	14%	\$ 8,169,958,000	9%	3,763,249,041	7%
<b>1993</b>	2,058,018	5%	\$ 333,154,000	54%	\$ 7,489,535,000	7%	3,515,920,335	15%
<b>1992</b>	1,970,201	2%	\$ 216,605,000	-22%	\$ 7,000,138,000	20%	3,058,026,488	-1%
<b>1991</b>	1,936,775	-7%	\$ 278,927,000	-15%	\$ 5,834,393,000	--	3,074,192,517	-3%

\* Source = Birmingham Regional Planning Commission

The economic health of the Birmingham MSA is projected to grow until 2006, as shown in the next chart. The Birmingham MSA population is projected to grow less than the State and nation, but the average effective buying income percent growth will exceed both. Jefferson County with a 3.4% unemployment rate is less than the State at 5.0% and the nation at 5.0%.

**Jefferson County, Alabama  
Economic and Demographic Information**

**Projections for Population and Disposable Income  
Birmingham MSA, 2001 - 2006**

<b>Area</b>	<b>Population Percent Growth</b>	<b>Household Percent Growth</b>	<b>Average Effective Buying Income Percent Growth</b>	<b>Retail Sales Per Household Percent Growth</b>
Birmingham, MSA	3.2%	3.9%	29.5%	8.6%
Alabama	3.3%	4.4%	27.0%	9.2%
U.S.A.	4.0%	4.7%	24.6%	14.7%

\* Source = SMM 2001 Survey of Buying Power

**Education**



Jefferson County is the home of six colleges and universities, four business schools and six junior colleges and trade schools. These schools have a combined enrollment of over 36,000. The largest institution is the University of Alabama at Birmingham (UAB), which includes University College, the Graduate School and the UAB Medical Center. The UAB complex, featuring a wide range of undergraduate, graduate and professional programs, is the third largest educational institution in Alabama, with a total enrollment of approximately 11,000. The UAB Medical Center consists of the schools of medicine, dentistry, nursing, optometry, public health and the School of Community and Allied Health. UAB is the largest employer in the County.

**Major Universities and Colleges  
Jefferson County (Fall 2000)**

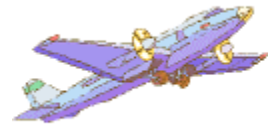
<b>Name</b>	<b>Enrollment</b>	<b>Type</b>
University of Alabama at Birmingham	10,331	State Supported
Samford University and Cumberland School of Law	2,870	Private
Birmingham-Southern College	1,395	Private
Miles College	1,502	Private
Birmingham School of Law	364	Private
Southeastern Bible College	208	Private
Jefferson State Community College	2,652	State Supported
Lawson State Community College	1,673	State Supported
Bessemer State Technical College	1,314	State Supported

## Jefferson County, Alabama Economic and Demographic Information

The Jefferson County School system consists of 69 schools, with a total enrollment exceeding 40,000. The City of Birmingham School System has 76 schools within its system and approximately 41,000 students. There are five other public school systems in the County encompassing 31 schools and more than 19,000 students. In addition, the Birmingham MSA has over 40 private and denominational schools with grades ranging from kindergarten through high school.

### Transportation

Commercial airline service is available through the 2,500 acre Birmingham International Airport, which is served by six major carriers (American, Delta, Northwest, Southwest, United and USAir) as well as five regional commuter airlines (American Eagle, Comair, Continental, TW Express, and US Air Express). The 160 daily flights handle over 3,000,000 passengers annually. WEB: [www.bhamintlairport.com](http://www.bhamintlairport.com)



The Birmingham Airport Authority has invested more than \$300 million in modernization and expansion of the Airport since 1990. Included are improvements to the runways, terminal facilities, support services, parking facilities, and security.

State of Alabama Highway Department officials have made a final decision on the route of a \$850 million a beltline highway across north Jefferson County just north of Birmingham. Land acquisition will begin during the summer of 2002 with construction scheduled to be completed in 2020.



Almost 100 truck lines have terminals in the area. Birmingham is also the nexus for three interstate highways: I-65 between Huntsville-Decatur to the north and Montgomery to the south; and I-59 from Gadsden in the northeast and I-20 from Anniston in the east which merge in Birmingham as I-59/20 serving Tuscaloosa to the southwest.

Additionally, Birmingham is served by four railroads –Norfolk Southern, Sante Fe, CSX Corporation, and Burlington Northern and Santa Fe Railway Company. Amtrak passenger service is also available.



## Jefferson County, Alabama Economic and Demographic Information



Seven barge lines provide transportation through private dock facilities at Port Birmingham in western Jefferson County. These facilities are part of the Warrior-Tombigbee waterway system which provides access to the Port of Mobile in south Alabama. The area is linked with the Tennessee-Tombigbee waterway system, which connects the County with 16,000 miles of barge routes stretching from the Great Lakes to the Gulf of Mexico.

### Health Care

The County is a major center for health care and biomedical research. Altogether, 21 hospitals with a total of 6,400 beds are located in the County. The Medical Center of the University of Alabama at Birmingham (UAB) is internationally known for its programs in cardiovascular disease and open-heart surgery, as well as cancer, organ transplants, dentistry and diabetes. Other major medical centers in the County such as Baptist Medical Center, Carraway Methodist Medical Center, Medical Center East, St. Vincent's Hospital, HealthSouth Hospital and Brookwood Medical Center have all undergone recent multimillion-dollar expansions.



Southern Research Institute (SRI) is one of the largest independent non-profit research and development organizations in the South. In addition to its cancer and virus research, SRI is nationally noted for its industrial research programs. In addition to its pharmaceutical and biotechnical research, SRI also conducts research in the areas of utilities and manufacturing. Public sector clients include the National Institutes of Health, Department of Energy, Department of Defense, National Aeronautics and Space Administration, United States Army, United States Navy and United States Air Force.


Over nine percent of the area workforce is employed in health care, exceeding other southeast centers like Orlando, Jacksonville, Miami and Atlanta.

## Jefferson County, Alabama Economic and Demographic Information

### Climate


#### Average Temperatures:

53 Days of exceeding 90°F  
47 Days of less than 32° F  
Average of 61.8°F



Average Rainfall: 54.8 inches (Average 126 days a year)

Average Snowfall: 1.4 inches



### And Future Promise

The 1994 *INC 500* review picked Birmingham as one of the top ten best cities in which to start a business. At MIT, Cognetics, Inc. ranked the Birmingham-Tuscaloosa corridor as the sixth hottest of top 50 *Entrepreneurial Hot Spots: The Best Places in America to Start and Grow a Company*. Mercedes-Benz built a major manufacturing plant there, and seven suppliers have located new plants in the area. In addition, Mercedes has doubled the size of its facilities and increased its leased warehouse space in Jefferson County by 50% to serve overseas markets. Twenty-two miles from the Jefferson County line in Lincoln, Alabama, the American Honda Motor Company has opened a \$440 million plant that employs over 1,000 persons and produces engines and minivans. Air quality limitation is the major impediment to continued growth.

**Jefferson County, Alabama  
Economic and Demographic Information**

**POINT OF INTEREST**

**Alabama International Motor Speedway**

Located near Jefferson County, the speedway is home to the annual Winston 500 and Talladega stock car races where world speed records and attendance records are set regularly. Nearby is the International Motorsports Hall of Fame with six buildings, 100 vehicles, memorabilia valued at over \$20 million, and a race care simulator.

Web Site: [www.nascar.com/tracks/talladega/index](http://www.nascar.com/tracks/talladega/index)



**Alabama Jazz Hall of Fame**

Located in the historic Carver Theater for the Performing Arts, the museum honors great jazz artists with ties to the State of Alabama. While furnishing educational information, the museum is also a place for entertainment, recalling "Tuxedo Junction" made famous in Ensley, now a part of Birmingham

Web Site: [www.digitrends.com/jazz](http://www.digitrends.com/jazz)



**Alabama Sports Hall of Fame**

Located in Birmingham-Jefferson Civic Center Complex, the Hall annually inducts Alabama natives who have made a major impact in amateur and professional sports. It offers memorabilia and memories from Paul "Bear" Bryant, Hank Aaron, Davey Allison, Jesse Owens, Bart Starr, Willie Mays and other sports heroes.

Web Site: [www.alasports.org](http://www.alasports.org)





## Jefferson County, Alabama Economic and Demographic Information



### Alabama Theatre

Big-screen movies, stunning architecture, and a mighty Wurlitzer organ thrill audiences at the beautiful Alabama Theatre, just as they did in the 1920s. Today the theatre, one of the last working movie palaces, features first-run and revival films along with concerts and other special events. The “Showplace of the South” is still among the most elegant and elaborate theatres in the southeast.

Web Site: [www.alabamatheatre.com](http://www.alabamatheatre.com)



### Arlington Antebellum Home & Gardens

This circa 1850 home is a preserved antebellum home of the Greek Revival architecture style. The gardens host tour groups, dinners, and weddings at the site where Union troops planned the burning of the University of Alabama and the Brierfield and Tannehill Iron Works.

Web Site: [www.ci.bham.al.us/arlington/](http://www.ci.bham.al.us/arlington/)



### Barber Vintage Motorsports Museum

The largest motorcycle museum in North America, the Barber Museum showcases over 750 motorcycles from all over the world and every decade of the 20<sup>th</sup> Century. Also, vintage race cars are on display throughout the museum. This year the museum is undergoing major capital improvements to the grounds, park, pier, campgrounds, etc.

Web Site: [www.barbermuseum.org](http://www.barbermuseum.org)



## Jefferson County, Alabama Economic and Demographic Information

### Bessemer Hall of History

The Bessemer Hall of History is a museum dedicated to preserving the area's past as well as educating the youth and others on what the city was like years ago. Located in the renovated Southern Railway Depot, the Hall of History displays historic photographs and articles, Civil War Memorabilia, Indian artifacts, furnishings from the 1800s and other items from the area. The museum has monthly exhibitions and is listed in the National Registry of Historical Places. Web Site: [www.bessemerchamber.com/attractions](http://www.bessemerchamber.com/attractions)



### Birmingham's Botanical Gardens

The Gardens boast the Southeast's largest clearspan conservatory. Its education complex, library, gift shop, gardens and greenhouses are among the best; and the Bonsai, fern, orchid and rose collections are nationally recognized for excellence. The Japanese garden and teahouse, popular for weddings and photography, are key focal points in the 67-acre garden.


Web Site: [www.bbggardens.org](http://www.bbggardens.org)



### Birmingham Children's Theatre

The Birmingham Children's Theatre is one of the nation's oldest and most respected Children's Theatres. Nearly 200,000 Alabama school children will travel to downtown Birmingham to see the performances at the Birmingham-Jefferson Civic Center. The *Theatre in Motion*, the touring division of Birmingham Children's Theatre, brings the magic of theatre to students across the Southeast—performing to nearly 250,000 students a year.

Web Site: [www.bct123.org](http://www.bct123.org)



**Jefferson County, Alabama  
Economic and Demographic Information**



**Birmingham Civil Rights Institute**

The Institute is a state of the art facility to house exhibits to depict historical events from post World War I racial separation to present day racial progress. More than a museum, the Institute promotes on-going research and discourse on human rights issues through its archival and educational programs and services. The Institute is located in the historical Civil Rights District surrounded by the 16<sup>th</sup> Street Baptist Church, Kelly Ingram Park, and the Alabama Jazz Hall of Fame.

Web Site: [www.bcri.bham.al.us](http://www.bcri.bham.al.us)



**Birmingham-Jefferson Civic Center**

The Concert hall is one of the finest in the nation, and its adjoining coliseum is one of the largest in the region with a capacity of 19,900. A 1,200 seat, fully equipped theater is the setting for many major productions. The 220,000 square feet exhibition halls host hundreds of significant shows and attract 1,500,000 visitors annually. The Civic Center is also home of the Southeastern Conference Headquarters whereby rules and regulations are generated and enforced by this organization in order to maintain the highest levels of academic and athletic achievement. Web Site: [www.bjcc.org](http://www.bjcc.org)



**The Birmingham Museum of Art**

Celebrating its 50<sup>th</sup> birthday in 2001, the Museum of Art is the largest municipal museum in the Southeast. With over 21,000 works of art, its collection is among the nation's finest. Included are the Dwight and Lucille Beeson Collection of Wedgewood, a comprehensive collection of American Western art, Italian Renaissance works from the Samuel H. Kress collection, pre-Columbian art including Peruvian gold, and an outstanding Asian collection. On loan from the National Gallery of Victoria, Australia, the exhibit *European Masterpieces: Six Centuries of Paintings* opened in early 2002. Web Site: [www.artsbma.org](http://www.artsbma.org)

**Jefferson County, Alabama  
Economic and Demographic Information**


**Birmingham Race Track**

The track is one of America's most beautiful race tracks. Located on 350 acres in eastern Jefferson County, it offers year-round greyhound racing and racing from other tracks via satellite. The facility is very accessible as three nearby interstates serve it. E-mail address: [www.bhamdogs.com](http://www.bhamdogs.com)



**Birmingham Zoo**

Accredited by the American Zoo and Aquarium Association, the Birmingham Zoo has over 800 animals on display and participates in 23 Species Survival Programs that help conservation efforts around the world. Its Education Department offers classes for all age groups, including ZooSnooze, an overnight camping program. Focusing upon native Alabama wildlife, a new \$5 million children's zoo named for the Junior League of Birmingham and the Hugh Kaul Foundation is scheduled to open in 2002. Web Site: [www.birminghamzoo.com](http://www.birminghamzoo.com)



**Brierfield Ironworks Historical State Park**

Crumbling brick ruins are all that remains of the Brierfield Ironworks, which were destroyed in a raid by Union army cavalry in March 1865. This historic park is listed in the National Register of Historical Places. The park hosts many special events which includes a reenactment of the Civil War raid, music festivals, country crafts fairs and holiday events. E-mail Address: [www.brierfieldironworks.com](http://www.brierfieldironworks.com)





## Jefferson County, Alabama Economic and Demographic Information



### Five Points South

Located in the heart of Jefferson County, this newly restored area has emerged as the nucleus for dining and entertainment, with shopping in the nearby pedestrian Cobb Lane. People watching, dancing to live music, local mini-breweries, and great food fill the city entertainment district. The United Methodist Church shown in the background of the photo has just completed a \$3,000,000 renovation and runs a ministry for the homeless.



### Galleria

The area enjoys the shopping advantages of major malls, such as the Riverchase Galleria, where 200 specialty shops and six anchor stores (Rich's, Parisian, JC Penney, McRae's, and Sears) are surrounded by restaurants, offices and hotels. Covered by acres of glass, the walkways and food court come alive with lights, fountains and a huge carousel. Plans are under way to build an additional interstate exit for this area.

E-mail address: [www.thegalleria.com](http://www.thegalleria.com)



### Golf Opportunities

Some of the finest golf course designers in the world – Fazio, Pate, Nichlaus, and Robert Trent Jones – have worked their magic on area links. The area has twice hosted the PGA Championship, and the Bruno's Memorial Classic is an annual stop on the Senior PGA Tour.

## Jefferson County, Alabama Economic and Demographic Information

### International Motorsports Hall of Fame & Museum

Located near the Alabama International Motor Speedway, the International Motorsports Hall of Fame & Museum was founded to preserve the history of motor sports. It has experienced tremendous growth, with its collection of racing vehicles and memorabilia valued at more than \$15 million, and increasing every year. Since the facility opened on 35 acres of land, more than half a dozen different Halls of Fame have become a part of the display.

Web Site: [www.motorsportshalloffame.com](http://www.motorsportshalloffame.com)



### HealthSouth Medical Center

Located in south Jefferson County, HealthSouth Corporation broke ground in the fall of 2001 on the world's first all-digital hospital. The 10 story, 219-bed facility will have more than 500,000 square feet of floor space and will include a hotel, retail shops, media center and visitors area. HealthSouth is the nation's largest healthcare services provider with more than 1,900 facilities worldwide. Web Site: [www.healthsouth.com](http://www.healthsouth.com)



### Legion Field

Historic Legion Field was construction in 1926, named in honor of the American Legion, and stands as a memorial to those who gave their lives in service of this country. It has been the site of many classic gridiron confrontations in its 72 years of existence. With over 80,000 seats, Legion Field is one of the largest stadiums in the country and hosts many major professional and collegiate football games.



**Jefferson County, Alabama  
Economic and Demographic Information**




**McWane Center**

The \$36 million science discovery center opened in 1998 to surround visitors with adventures in science and technology, such as the River Journey in the World of Water. The IMAX Dome Theater delights young and old alike. The Center is dedicated to hands-on learning.  
Web Site: [www.mcwane.org](http://www.mcwane.org)



**Meyer Planetarium**

The 90-seat planetarium features a simulated look at celestial bodies and aspects of outer space and includes a classroom seating 45 and a scientific display. Located on the campus of Birmingham-Southern College, Meyer Planetarium offers a regular schedule of public showings.  
Web Site: [www.bsc.edu](http://www.bsc.edu)



**Rickwood Field**

The oldest baseball stadium in America was the former home of the Birmingham Barons, the AA farm club of the Chicago White Sox. Now it is the scene of many area high school games. The stadium was recently selected as the primary backdrop for a nostalgic baseball movie featuring the life of Ty Cobb. A project is underway to build a Museum of Southern Baseball History that will bring Rickwood legends to life and bring visitors face-to-face with the golden days of baseball.  
Web Site: [www.onlinecityguide.com/al/rickwood](http://www.onlinecityguide.com/al/rickwood)



**Jefferson County, Alabama  
Economic and Demographic Information**


**Ruffner Mountain Nature Center**

The Center offers wildlife rehabilitation and biological and historical displays of the last undeveloped remnant of the Red Mountain Ridge. Locally known as Ruffner Mountain, 538 acres offer nature trails and special conservation programs in an urban wilderness. Web Site: [www.bham.net/ruffner/](http://www.bham.net/ruffner/)




**Sloss Furnace National Historical Landmark**

Located on the eastern edge of Birmingham's downtown business district, the Sloss Furnaces have been a dominant feature of Birmingham's skyline for almost a century. Recognized as a National Historic Landmark, the 34 acre museum is the only one of its kind in the world and offers furnace tours led by trained guides, many of whom are retired blast furnace workers. Sloss also hosts a wide variety of concerts, festivals, and conferences as well as an innovative program of metal art filling a two-acre Sculpture Yard. A master plan is in the works to develop Sloss into a regional attraction by emphasizing its place in local history, education, metal arts and special events. Web Site: [www.slossfurnaces.com](http://www.slossfurnaces.com)



**Southern Environmental Center**

Located on the campus of Birmingham-Southern College, the Center offers an interactive, hands-on museum showing how individual efforts can help safeguard our environmental quality. The Center, which hosts over 20,000 visitors per year, is the only such program in the Nation. Web Site: [www.bsc.edu](http://www.bsc.edu)



## Jefferson County, Alabama Economic and Demographic Information



### Southern Museum of Flight

Located near the Birmingham International Airport, the Southern Museum of Flight houses over 60 experimental, commercial and military airplanes. Among the displays are full-scale memorabilia from World War II, a library of aviation, and Delta Airlines first airplane. The newest addition to the collection is an A-7E Corsair II plane on loan from the National Museum of Naval Aviation in Pensacola, Florida. Used during the Vietnam and Gulf Wars, it has been restored by Museum employees and a host of

volunteers. Plans call for the plane to be dedicated in honor of Alabama native Admiral Leighton “Snuffy” Smith, who flew this model during his distinguished career in the Navy. Web Site: [www.bham.net/flight/museum](http://www.bham.net/flight/museum)




### Tannehill Ironworks Historical State Park

The grounds of the park hold fully restored furnaces, which at the height of production turned out as many as 20 tons of iron per day during the Civil War. In 1865 three companies of the Union’s Eighth Iowa Cavalry swept through the area and destroyed the furnaces as part of General James Wilson’s raid on Alabama. Iron is still extracted by the old processes on special occasions. Also within the park is a large collection of 19<sup>th</sup> century cabins and bridges that give visitors a glimpse into life in early Alabama. Camping, a trail ride, and

fine dining round out one of Alabama’s most popular spots to visit.

Web Site: [www.tannehill.org](http://www.tannehill.org)



### University of Alabama at Birmingham

In addition to its internationally acclaimed medical center and teaching hospital, the University of Alabama at Birmingham is the home of one of the nation’s top business schools. Founded in 1971, the UAB School of Business achieved accreditation by the Association to Advance Collegiate Schools of Business in 1973, only two years after it was established. It ranks nationally in the top ten state urban business schools according to rankings published by *U. S. News and World Report*. Celebrating its 30<sup>th</sup> Anniversary this year, the school is well supported by the local business community and maintains an excellent relationship with the metropolitan area. Web Site: [www.business.uab.edu](http://www.business.uab.edu)



## Jefferson County, Alabama Economic and Demographic Information

### Veterans' Day Parade

Supported by a grant from the Jefferson County Commission, National Veterans Day honors the dedication and sacrifice of our men and women in the armed forces. Home of the nation's oldest celebrations, Birmingham each year salutes America's veterans with one of the country's largest parades, a memorial service, the World Peace Luncheon, and the National Veterans Award Dinner. Major General J. Gary Cooper, USMCR, Retired, was the recipient of this year's award for his efforts to further the interest of veterans throughout the country.

Web Site: [www.nationalveteransday.org](http://www.nationalveteransday.org)



### Visionland Theme Park

Open since 1998, Visionland is nestled on 300 acres of rolling terrain near Bessemer, not many miles from the Mercedes-Benz factory. The Park offers four themed entertainment areas that contain thrill rides, attractions, and a seven-acre water park for all ages, as well as WaterMark Place, a 34-store factory outlet center.

Web Site: [www.visionlandpark.com](http://www.visionlandpark.com)



### Vulcan Park

A popular tourist attraction located atop Red Mountain, Vulcan is the largest cast iron statue in the world, second in the United States only to the Statue of Liberty in height. One of only a few monuments ever erected to commemorate an industry, Vulcan, the Roman mythical god of the forge, has stood on the mountain since the 1930's. Holding a torch that changes color to indicate traffic fatalities, the statue also serves as the world's largest traffic safety reminder. Vulcan has been dismantled for a \$12,500,000 renovation project that includes the surrounding 10 acre park. Plans call for reassembling the statue in late 2002 with the park reopening by June 2003.

Web Site: [www.bham.net/bham/vulcan.html](http://www.bham.net/bham/vulcan.html)

